



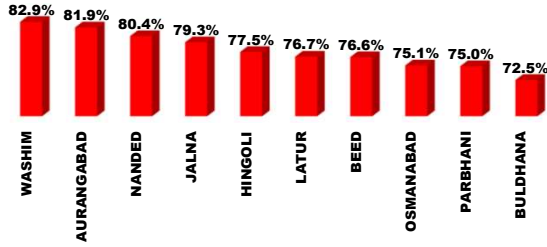
# महाआवास अभियान २०२३-२४

दैनिक प्रगती अहवाल : ०५.०१.२०२४

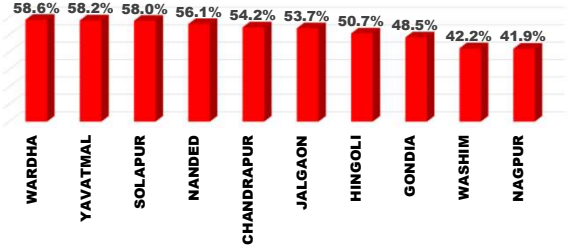
प्रधानमंत्री आवास योजना ग्रामीण – मंजूरी, पूर्ण घरकुले, हप्ते वितरण, भूमिहीन, आर्थिकदृष्ट्या अपूर्ण  
राज्य पुरस्कृत ग्रामीण आवास योजना – मंजूरी, पूर्ण घरकुले, हप्ते वितरण, आर्थिकदृष्ट्या अपूर्ण

योजना	एकूण मंजूरी	दैनिक मंजूरी	एकूण पूर्ण	दैनिक पूर्ण घरकुले	दैनिक पहिला हप्ता वितरित	दैनिक दुसरा हप्ता वितरित	दैनिक तिसरा हप्ता वितरित
प्रधानमंत्री आवास योजना ग्रामीण	१३७८८३५	०	१२०६३६१	३००	०	०	०
राज्य योजना	७५९६६०	८१९६	४६८४४०	३३४	२९५	४०६	२०४
एकूण	२१३८४९५	८१९६	१६७४८०१	६३४	२९५	४०६	२०४

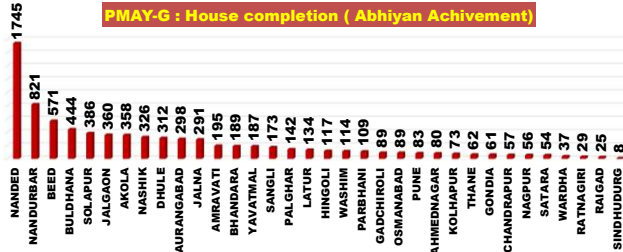
PMAY-G Completion Bottom 10 Dist.



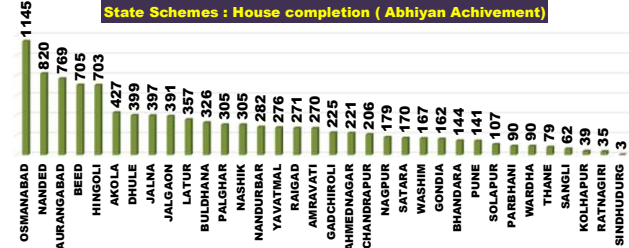
State Schemes Completion Bottom 10 Dist.



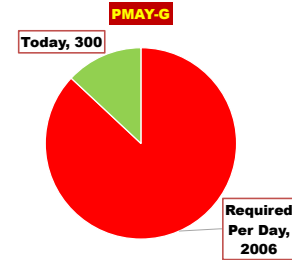
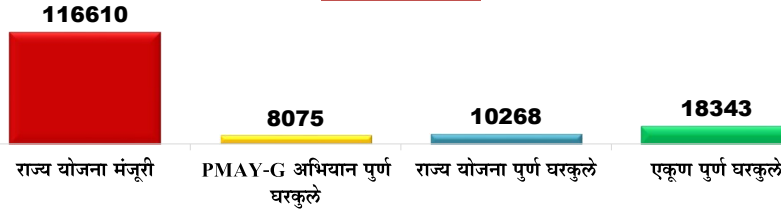
PMAY-G : House completion ( Abhiyan Achievement)



State Schemes : House completion ( Abhiyan Achievement)



Abhiyan Progress



राज्य व्यवस्थापन कक्ष- ग्रामीण गृहनिर्माण

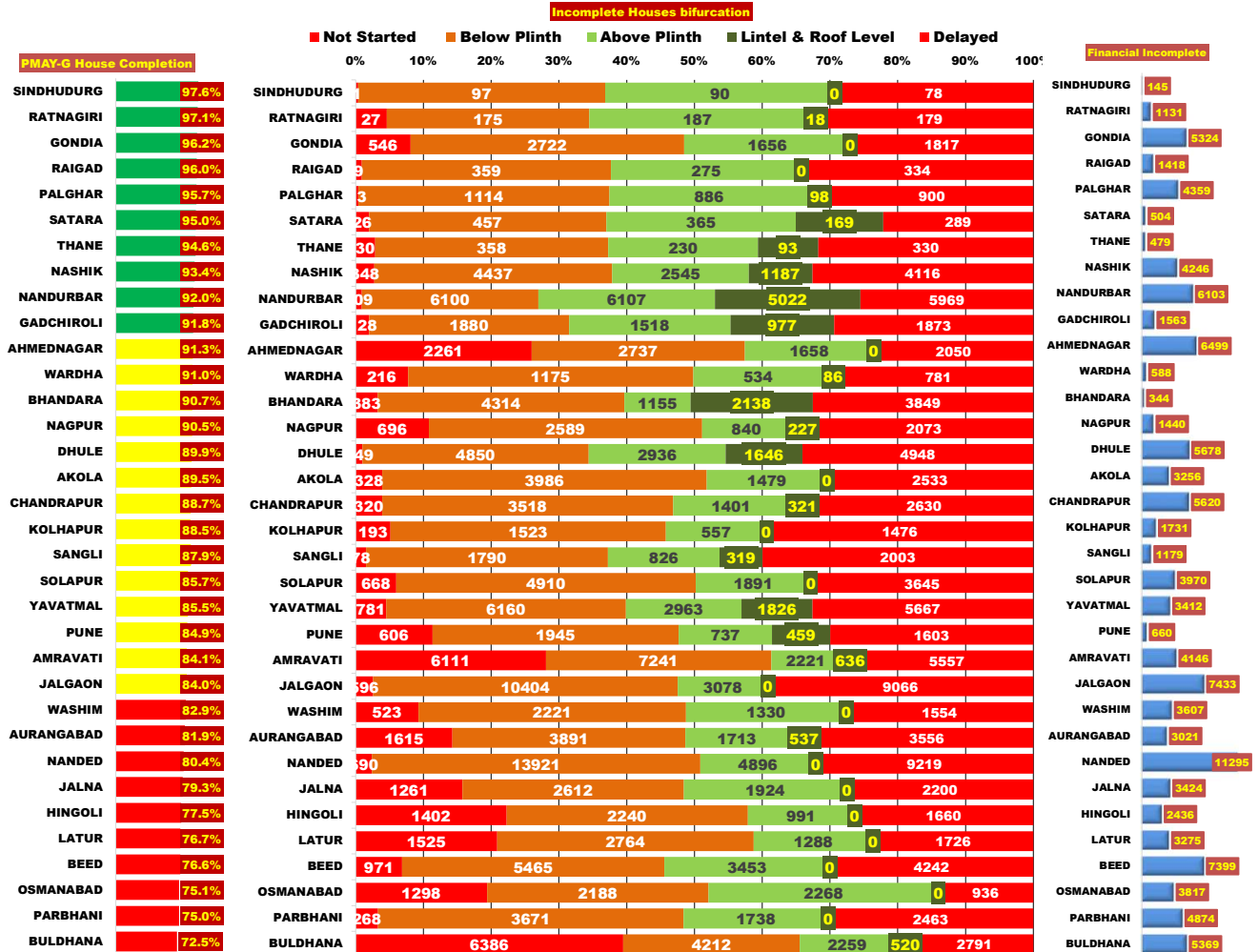
४ था मजला, दक्षिण कक्ष, सिडको भवन, सीबीडी बेलगाव, नवी मुंबई - ४०० ६१४.

प्रधानमंत्री आवास योजना - ग्रामीण : भूमिहीन लाभार्थी अहवाल

Sr. No.	District	Google Sheet Report			AwaasSoft Report			
		Total Landless	Provided land	Remaining	Landless beneficiaries tagged in AwaasSoft	Landless beneficiaries provided land	Remaining Landless	Remaining Tag (provided land)
1	DHULE	18	18	0	21	21	0	-3
2	GADCHIROLI	9	9	0	9	9	0	0
3	GONDIA	2450	2450	0	2452	2324	128	126
4	KOLHAPUR	257	257	0	244	228	16	29
5	NANDURBAR	0	0	0	0	0	0	0
6	PALGHAR	11	11	0	11	11	0	0
7	RAIGAD	6	6	0	6	6	0	0
8	RATNAGIRI	23	23	0	23	23	0	0
9	SINDHUDURG	420	420	0	414	414	0	6
10	THANE	85	82	3	95	60	35	22
11	SATARA	787	770	17	782	707	75	63
12	NANDED	354	322	32	360	263	97	59
13	SANGLI	281	210	71	260	132	128	78
14	BEED	212	125	87	347	66	281	59
15	WARDHA	2067	1923	144	2187	1911	276	12
16	NASHIK	1680	1513	167	1708	1458	250	55
17	AKOLA	5791	5601	190	5714	5531	183	70
18	PARBHANI	307	63	244	280	77	203	-14
19	JALGAON	21244	20917	327	22186	20593	1593	324
20	CHANDRAPUR	2285	1957	328	2217	1824	393	133
21	PUNE	2056	1681	375	2024	863	1161	818
22	BHANDARA	4811	4433	378	4810	4516	294	-83
23	NAGPUR	4354	3877	477	4324	3570	754	307
24	WASHIM	2433	1845	588	2298	1472	826	373
25	YAVATMAL	2742	2076	666	2824	2045	779	31
26	HINGOLI	1713	796	917	1680	466	1214	330
27	JALNA	1359	406	953	1356	85	1271	321
28	LATUR	2178	1194	984	2052	1104	948	90
29	OSMANABAD	2085	1074	1011	2062	102	1960	972
30	SOLAPUR	5367	4346	1021	4899	3869	1030	477
31	AURANGABAD	3266	1700	1566	3125	1805	1320	-105
32	AHMEDNAGAR	7451	5275	2176	7598	5140	2458	135
33	BULDHANA	15125	9765	5360	15465	9751	5714	14
34	AMRAVATI	19873	13999	5874	19752	13601	6151	398
	<b>Total</b>	<b>113100</b>	<b>89144</b>	<b>23956</b>	<b>113585</b>	<b>84047</b>	<b>29538</b>	<b>5302</b>

## प्रधानमंत्री आवास योजना ग्रामीण - पूर्ण घरकूले

Sr. No.	Division	Sanction	04.01.2024	05.01.2024	Daily Achivement	Remaining	Completed & verified	Remaining verified
1	<b>AURANGABAD DIV.</b>	<b>233221</b>	<b>183336</b>	<b>183478</b>	<b>142</b>	<b>49743</b>	<b>177349</b>	<b>6129</b>
2	<b>AMRAVATI DIV.</b>	<b>264497</b>	<b>220434</b>	<b>220492</b>	<b>58</b>	<b>44005</b>	<b>214052</b>	<b>6440</b>
3	<b>NASHIK DIV.</b>	<b>409642</b>	<b>370077</b>	<b>370133</b>	<b>56</b>	<b>39509</b>	<b>354190</b>	<b>15943</b>
4	<b>NAGPUR DIV.</b>	<b>286490</b>	<b>264530</b>	<b>264560</b>	<b>30</b>	<b>21930</b>	<b>257896</b>	<b>6664</b>
5	<b>KONKAN DIV.</b>	<b>69257</b>	<b>66426</b>	<b>66437</b>	<b>11</b>	<b>2820</b>	<b>65333</b>	<b>1104</b>
6	<b>PUNE DIV.</b>	<b>115728</b>	<b>101258</b>	<b>101261</b>	<b>3</b>	<b>14467</b>	<b>98377</b>	<b>2884</b>
<b>Total</b>		<b>1378835</b>	<b>1206061</b>	<b>1206361</b>	<b>300</b>	<b>172474</b>	<b>1167197</b>	<b>39164</b>



प्रधानमंत्री आवास योजना ग्रामीण - पूर्ण घरकूले

Sr. No.	District	Sanction	04.01.2024	05.01.2024	Daily Achivement	Remaining	Completed & verified	Remaining verified
1	NANDED	68313	54825	54910	85	13403	53754	1156
2	LATUR	20065	15361	15389	28	4676	15088	301
3	WASHIM	18636	15429	15456	27	3180	15047	409
4	NANDURBAR	118391	108894	108916	22	9475	100953	7963
5	AMRAVATI	91826	77251	77266	15	14560	75617	1649
6	DHULE	64625	58076	58091	15	6534	55044	3047
7	GADCHIROLI	31551	28940	28955	15	2596	27048	1907
8	JALGAON	77181	64785	64796	11	12385	63179	1617
9	BEED	34587	26486	26496	10	8091	25307	1189
10	BHANDARA	63543	57608	57616	8	5927	55553	2063
11	JALNA	23877	18920	18928	8	4949	18300	628
12	YAVATMAL	63161	53968	53976	8	9185	51431	2545
13	AKOLA	46590	41678	41685	7	4905	41050	635
14	HINGOLI	17855	13839	13844	5	4011	13504	340
15	PALGHAR	35166	33651	33656	5	1510	33055	601
16	AHMEDNAGAR	60169	54937	54941	4	5228	54255	686
17	NASHIK	89276	83385	83389	4	5887	80759	2630
18	PARBHANI	18716	14031	14035	4	4681	13661	374
19	GONDIA	95679	92038	92041	3	3638	91501	540
20	RATNAGIRI	9720	9436	9439	3	281	9313	126
21	THANE	9548	9026	9028	2	520	8837	191
22	WARDHA	17641	16044	16046	2	1595	15630	416
23	AURANGABAD	36072	29557	29558	1	6514	28316	1242
24	BULDHANA	44284	32108	32109	1	12175	30907	1202
25	CHANDRAPUR	42002	37239	37240	1	4762	36442	798
26	KOLHAPUR	16942	14996	14997	1	1945	14779	218
27	NAGPUR	36074	32661	32662	1	3412	31722	940
28	OSMANABAD	13736	10317	10318	1	3418	9419	899
29	PUNE	19082	16193	16194	1	2888	15335	859
30	RAIGAD	9767	9376	9377	1	390	9234	143
31	SOLAPUR	44810	38380	38381	1	6429	37399	982
32	SANGLI	20563	18078	18078	0	2485	17550	528
33	SATARA	14331	13611	13611	0	720	13314	297
34	SINDHUDURG	5056	4937	4937	0	119	4894	43
<b>Total</b>		<b>1378835</b>	<b>1206061</b>	<b>1206361</b>	<b>300</b>	<b>172474</b>	<b>1167197</b>	<b>39164</b>

राज्यपुरस्कृत आवास योजना ग्रामीण - मंजूरी

Sr. No.	Division	Target	04.01.2024	05.01.2024	Daily Achivement	Sanction %	Remaining	Sanction State Rank
1	AMRAVATI DIV.	238876	131162	133718	2556	56.0%	105158	4
2	AURANGABAD DIV.	352749	201834	203509	1675	57.7%	149240	6
3	PUNE DIV.	97714	80515	81812	1297	83.7%	15902	2
4	NAGPUR DIV.	218681	143948	145226	1278	66.4%	73455	3
5	NASHIK DIV.	260686	151706	152602	896	58.5%	108084	5
6	KONKAN DIV.	57796	42299	42793	494	74.0%	15003	1
<b>Total</b>		<b>1226502</b>	<b>751464</b>	<b>759660</b>	<b>8196</b>	<b>61.9%</b>	<b>466842</b>	

Sr. No.	District	Target	04.01.2024	05.01.2024	Daily Achivement	Sanction %	Remaining	Sanction State Rank
1	WASHIM	28321	19342	20704	1362	73.1%	7617	15
2	SOLAPUR	34597	26520	27340	820	79.0%	7257	14
3	BEED	49098	28389	29067	678	59.2%	20031	24
4	BHANDARA	33244	19824	20360	536	61.2%	12884	17
5	JALGAON	63948	36458	36985	527	57.8%	26963	31
6	AMRAVATI	50420	27364	27789	425	55.1%	22631	26
7	YAVATMAL	71979	36032	36359	327	50.5%	35620	34
8	HINGOLI	42152	25142	25451	309	60.4%	16701	22
9	AKOLA	42134	25791	26089	298	61.9%	16045	21
10	GONDIA	33141	23481	23773	292	71.7%	9368	16
11	NAGPUR	40038	23830	24088	258	60.2%	15950	20
12	PALGHAR	16531	14471	14729	258	89.1%	1802	4
13	PUNE	18857	14275	14510	235	76.9%	4347	9
14	NANDED	58008	27225	27459	234	47.3%	30549	32
15	DHULE	41202	24081	24307	226	59.0%	16895	23
16	RATNAGIRI	13553	8532	8728	196	64.4%	4825	11
17	KOLHAPUR	18861	16096	16287	191	86.4%	2574	5
18	JALNA	49553	24154	24327	173	49.1%	25226	28
19	BULDHANA	46022	22633	22777	144	49.5%	23245	27
20	LATUR	42065	28217	28326	109	67.3%	13739	18
21	PARBHANI	42656	20527	20628	101	48.4%	22028	25
22	NASHIK	56911	30442	30542	100	53.7%	26369	30
23	GADCHIROLI	27157	19970	20068	98	73.9%	7089	13
24	CHANDRAPUR	65429	40065	40159	94	61.4%	25270	29
25	OSMANABAD	26451	20290	20361	71	77.0%	6090	12
26	SANGLI	12090	10686	10737	51	88.8%	1353	3
27	NANDURBAR	54331	19824	19866	42	36.6%	34465	33
28	THANE	11112	6705	6745	40	60.7%	4367	10
29	AHMEDNAGAR	44294	40901	40902	1	92.3%	3392	8
30	AURANGABAD	42766	27890	27890	0	65.2%	14876	19
31	RAIGAD	13025	9985	9985	0	76.7%	3040	7
32	SATARA	13309	12938	12938	0	97.2%	371	1
33	SINDHUDURG	3575	2606	2606	0	72.9%	969	2
34	WARDHA	19672	16778	16778	0	85.3%	2894	6
<b>Total</b>		<b>1226502</b>	<b>751464</b>	<b>759660</b>	<b>8196</b>	<b>61.9%</b>	<b>466842</b>	

राज्यपुरस्कृत आवास योजना ग्रामीण - प्रलंबीत मंजूरी

Sr. No.	Division	रमाई आवास योजना	शहरी आवास योजना	आदीम आवास योजना	पारधी आवास योजना	य.च.मु.व योजना	पुण्यश्लोक अहिल्यादेवी होळकर धरकूल योजना	मोदी आवास
1	KONKAN DIV.	1375	4047	26	3	22	0	9530
2	PUNE DIV.	5922	2549	4	55	20	60	7292
3	NAGPUR DIV.	20542	17085	78	2	1135	16	34597
4	AMRAVATI DIV.	24843	17619	117	9	626	9	61935
5	NASHIK DIV.	17821	54218	61	17	51	25	35891
6	AURANGABAD DIV.	57463	25134	238	26	2061	830	63488
	<b>Total</b>	<b>127966</b>	<b>120652</b>	<b>524</b>	<b>112</b>	<b>3915</b>	<b>940</b>	<b>212733</b>

Sr. No.	District	रमाई आवास योजना	शहरी आवास योजना	आदीम आवास योजना	पारधी आवास योजना	य.च.मु.व योजना	पुण्यश्लोक अहिल्यादेवी होळकर धरकूल योजना	मोदी आवास
1	SATARA	0	0	0	0	0	0	371
2	SINDHUDURG	90	14	16	0	0	0	849
3	SANGLI	1004	30	0	12	0	0	307
4	PALGHAR	99	1464	3	0	0	0	236
5	KOLHAPUR	1318	35	0	0	0	60	1161
6	WARDHA	9	19	2	0	0	0	2864
7	RAIGAD	522	468	1	2	0	0	2047
8	AHMEDNAGAR	975	2393	0	0	0	0	24
9	PUNE	854	2244	4	14	20	0	1211
10	THANE	321	2017	6	0	0	0	2023
11	RATNAGIRI	343	84	0	1	22	0	4375
12	OSMANABAD	3448	180	0	0	1436	0	1026
13	GADCHIROLI	1073	2344	26	0	0	0	3646
14	SOLAPUR	2746	240	0	29	0	0	4242
15	WASHIM	1843	782	0	0	0	2	4990
16	GONDIA	2227	749	0	0	0	15	6377
17	BHANDARA	3004	1444	0	0	62	1	8373
18	LATUR	7079	931	0	4	6	802	4917
19	AURANGABAD	7186	4112	0	6	0	0	3572
20	NAGPUR	9405	2104	0	0	4	0	4437
21	AKOLA	8030	2354	0	1	0	0	5660
22	HINGOLI	6750	7776	0	0	0	0	2175
23	DHULE	3857	6934	0	0	16	0	6088
24	BEED	4591	1298	0	6	0	0	14136
25	PARBHANI	7687	2050	0	0	196	24	12071
26	AMRAVATI	3449	7969	0	7	114	0	11092
27	BULDHANA	5765	1954	0	0	0	7	15519
28	JALNA	16957	2184	0	2	423	4	5656
29	CHANDRAPUR	4824	10425	50	2	1069	0	8900
30	NASHIK	10404	10996	61	6	0	0	4902
31	JALGAON	1629	2547	0	1	0	25	22761
32	NANDED	3765	6603	238	8	0	0	19935
33	NANDURBAR	956	31348	0	10	35	0	2116
34	YAVATMAL	5756	4560	117	1	512	0	24674
	<b>Total</b>	<b>127966</b>	<b>120652</b>	<b>524</b>	<b>112</b>	<b>3915</b>	<b>940</b>	<b>212733</b>

राज्यपुरस्कृत आवास योजना ग्रामीण - पूर्ण घरकूले

Sr. No.	Division	Sanction	04.01.2024	05.01.2024	Daily Achivement	Completion %	Remaining	To be Completed in Per Day till 31.03.24
1	AURANGABAD DIV.	203509	130393	130511	118	64.1%	72998	849
2	NASHIK DIV.	152602	97487	97565	78	63.9%	55037	640
3	AMRAVATI DIV.	133718	78028	78100	72	58.4%	55618	647
4	NAGPUR DIV.	145226	78938	78973	35	54.4%	66253	770
5	KONKAN DIV.	42793	27816	27837	21	65.1%	14956	174
6	PUNE DIV.	81812	55444	55454	10	67.8%	26358	306
<b>Total</b>		<b>759660</b>	<b>468106</b>	<b>468440</b>	<b>334</b>	<b>61.7%</b>	<b>291220</b>	<b>3386</b>

Sr. No.	District	Sanction	04.01.2024	05.01.2024	Daily Achivement	Completion %	Remaining	To be Completed in Per Day till 31.03.24
1	BEED	29067	19062	19106	44	65.7%	9961	116
2	WASHIM	20704	8696	8732	36	42.2%	11972	139
3	NANDED	27459	15389	15416	27	56.1%	12043	140
4	DHULE	24307	15002	15025	23	61.8%	9282	108
5	HINGOLI	25451	12886	12907	21	50.7%	12544	146
6	AHMEDNAGAR	40902	30744	30764	20	75.2%	10138	118
7	AKOLA	26089	15478	15494	16	59.4%	10595	123
8	PALGHAR	14729	9138	9154	16	62.1%	5575	65
9	JALGAON	36985	19859	19874	15	53.7%	17111	199
10	NANDURBAR	19866	11729	11744	15	59.1%	8122	94
11	GADCHIROLI	20068	12432	12445	13	62.0%	7623	89
12	LATUR	28326	21847	21858	11	77.2%	6468	75
13	AMRAVATI	27789	16640	16650	10	59.9%	11139	130
14	AURANGABAD	27890	19126	19133	7	68.6%	8757	102
15	GONDIA	23773	11514	11521	7	48.5%	12252	142
16	WARDHA	16778	9823	9830	7	58.6%	6948	81
17	BULDHANA	22777	16041	16047	6	70.5%	6730	78
18	SATARA	12938	10197	10203	6	78.9%	2735	32
19	BHANDARA	20360	13287	13292	5	65.3%	7068	82
20	NASHIK	30542	20153	20158	5	66.0%	10384	121
21	PARBHANI	20628	14849	14854	5	72.0%	5774	67
22	YAVATMAL	36359	21173	21177	4	58.2%	15182	177
23	CHANDRAPUR	40159	21783	21786	3	54.2%	18373	214
24	SOLAPUR	27340	15864	15867	3	58.0%	11473	133
25	JALNA	24327	14466	14468	2	59.5%	9859	115
26	RAIGAD	9985	5874	5876	2	58.8%	4109	48
27	RATNAGIRI	8728	6347	6349	2	72.7%	2379	28
28	OSMANABAD	20361	12768	12769	1	62.7%	7592	88
29	PUNE	14510	10781	10782	1	74.3%	3728	43
30	THANE	6745	4424	4425	1	65.6%	2320	27
31	KOLHAPUR	16287	11169	11169	0	68.6%	5118	60
32	NAGPUR	24088	10099	10099	0	41.9%	13989	163
33	SANGLI	10737	7433	7433	0	69.2%	3304	38
34	SINDHUDURG	2606	2033	2033	0	78.0%	573	7
<b>Total</b>		<b>759660</b>	<b>468106</b>	<b>468440</b>	<b>334</b>	<b>61.7%</b>	<b>291220</b>	<b>3386</b>

## राज्य योजना अपूर्ण घरकुले

Sr. No.	Division	रमाई आवास योजना	शबरी आवास योजना	आदीम आवास योजना	पारधी आवास योजना	व.च.मु.व योजना	पुण्यश्लोक अहिल्यादेवी होळकर घरकुल योजना	मोदी आवास
1	KONKAN DIV.	933	10119	304	0	2	12	3586
2	PUNE DIV.	12881	1868	56	54	50	435	11014
3	NASHIK DIV.	13679	23356	25	105	146	164	17562
4	AMRAVATI DIV.	20583	11874	2005	180	1767	104	19105
5	NAGPUR DIV.	16457	23869	717	19	5173	19	19999
6	AURANGABAD DIV.	44689	9560	42	60	2301	345	16001
<b>Total</b>		<b>109222</b>	<b>80646</b>	<b>3149</b>	<b>418</b>	<b>9439</b>	<b>1079</b>	<b>87267</b>

Sr. No.	District	रमाई आवास योजना	शबरी आवास योजना	आदीम आवास योजना	पारधी आवास योजना	व.च.मु.व योजना	पुण्यश्लोक अहिल्यादेवी होळकर घरकुल योजना	मोदी आवास
1	SINDHUDURG	114	0	0	0	0	0	459
2	THANE	207	1471	127	0	0	0	515
3	RATNAGIRI	379	13	4	0	2	0	1981
4	SATARA	1283	24	0	0	22	0	1406
5	SANGLI	1643	7	0	3	0	0	1651
6	PUNE	1557	1761	56	44	0	0	310
7	RAIGAD	180	3400	108	0	0	12	409
8	KOLHAPUR	3784	12	0	0	17	435	870
9	PALGHAR	53	5235	65	0	0	0	222
10	PARBHANI	2672	1116	0	0	235	226	1525
11	LATUR	4865	110	0	0	61	31	1401
12	BULDHANA	3885	1225	0	17	0	67	1536
13	WARDHA	1922	2683	241	1	0	0	2101
14	BHANDARA	2234	1010	0	0	1145	19	2660
15	OSMANABAD	5928	139	0	41	236	0	1248
16	GADCHIROLI	1154	3317	250	0	0	0	2902
17	NANDURBAR	797	6565	0	0	0	0	760
18	AURANGABAD	5453	1058	0	6	0	0	2240
19	DHULE	1894	3630	0	11	126	0	3621
20	JALNA	4859	298	0	5	1769	88	2840
21	BEED	7685	363	0	8	0	0	1905
22	AHMEDNAGAR	4012	1759	0	15	20	0	4332
23	NASHIK	2170	6085	25	25	0	0	2079
24	AKOLA	6801	2076	0	25	0	0	1693
25	AMRAVATI	4644	3232	0	28	149	0	3086
26	SOLAPUR	4614	64	0	7	11	0	6777
27	WASHIM	3238	1231	0	1	0	37	7465
28	NANDED	7979	359	42	0	0	0	3663
29	GONDIA	2160	2040	0	0	0	0	8052
30	HINGOLI	5248	6117	0	0	0	0	1179
31	NAGPUR	3425	8244	0	6	4	0	2310
32	YAVATMAL	2015	4110	2005	109	1618	0	5325
33	JALGAON	4806	5317	0	54	0	164	6770
34	CHANDRAPUR	5562	6575	226	12	4024	0	1974
<b>Total</b>		<b>109222</b>	<b>80646</b>	<b>3149</b>	<b>418</b>	<b>9439</b>	<b>1079</b>	<b>87267</b>



प्रधानमंत्री आवास योजना ग्रामीण - हप्ते वितरण

Sr. No.	Division	1st Installment (Daily Achivement)	1st Installment Remaining	2nd Installment (Daily Achivement)	2nd Installment Remaining	3rd Installment (Daily Achivement)	3rd Installment Remaining	Total Remaining Installment
1	NASHIK DIV.	0	3563	0	28528	0	16324	48415
2	AMRAVATI DIV.	0	14129	0	23820	0	10252	48201
3	AURANGABAD DIV.	0	9030	0	36752	0	18271	64053
4	NAGPUR DIV.	0	2289	0	16198	0	7104	25591
5	KONKAN DIV.	0	80	0	2103	0	1668	3851
6	PUNE DIV.	0	1571	0	10625	0	4376	16572
	<b>Total</b>	<b>0</b>	<b>30662</b>	<b>0</b>	<b>118026</b>	<b>0</b>	<b>57995</b>	<b>206683</b>

Sr. No.	District	1st Installment (Daily Achivement)	1st Installment Remaining	2nd Installment (Daily Achivement)	2nd Installment Remaining	3rd Installment (Daily Achivement)	3rd Installment Remaining	Total Remaining Installment
1	AHMEDNAGAR	0	2261	0	2737	0	1658	6656
2	AKOLA	0	328	0	3986	0	1479	5793
3	AMRAVATI	0	6111	0	7241	0	2221	15573
4	AURANGABAD	0	1615	0	3891	0	1713	7219
5	BEED	0	971	0	5465	0	3453	9889
6	BHANDARA	0	383	0	4314	0	1155	5852
7	BULDHANA	0	6386	0	4212	0	2259	12857
8	CHANDRAPUR	0	320	0	3518	0	1401	5239
9	DHULE	0	149	0	4850	0	2936	7935
10	GADCHIROLI	0	128	0	1880	0	1518	3526
11	GONDIA	0	546	0	2722	0	1656	4924
12	HINGOLI	0	1402	0	2240	0	991	4633
13	JALGAON	0	596	0	10404	0	3078	14078
14	JALNA	0	1261	0	2612	0	1924	5797
15	LATUR	0	1525	0	2764	0	1288	5577
16	NANDED	0	690	0	13921	0	4896	19507
17	NANDURBAR	0	209	0	6100	0	6107	12416
18	NASHIK	0	348	0	4437	0	2545	7330
19	OSMANABAD	0	1298	0	2188	0	2268	5754
20	PALGHAR	0	13	0	1114	0	886	2013
21	PARBHANI	0	268	0	3671	0	1738	5677
22	PUNE	0	606	0	1945	0	737	3288
23	RAIGAD	0	9	0	359	0	275	643
24	SANGLI	0	78	0	1790	0	826	2694
25	SATARA	0	26	0	457	0	365	848
26	SINDHUDURG	0	1	0	97	0	90	188
27	SOLAPUR	0	668	0	4910	0	1891	7469
28	THANE	0	30	0	358	0	230	618
29	WARDHA	0	216	0	1175	0	534	1925
30	WASHIM	0	523	0	2221	0	1330	4074
31	YAVATMAL	0	781	0	6160	0	2963	9904
32	RATNAGIRI	-9	27	-2	175	0	187	389
33	NAGPUR	-14	696	-4	2589	0	840	4125
34	KOLHAPUR	-58	193	0	1523	0	557	2273
	<b>Total</b>	<b>0</b>	<b>30662</b>	<b>0</b>	<b>118026</b>	<b>0</b>	<b>57995</b>	<b>206683</b>

राज्यपुरस्कृत आवास योजना ग्रामीण - हप्ते वितरण

Sr. No.	Division	1st Installment (Daily Achivement)	1st Installment Remaining	2nd Installment (Daily Achivement)	2nd Installment Remaining	3rd Installment (Daily Achivement)	3rd Installment Remaining	Total Remaining Installments
1	NASHIK DIV.	102	29185	63	13822	65	6286	49293
2	NAGPUR DIV.	68	32369	108	24751	34	5051	62171
3	AURANGABAD DIV.	64	27930	73	30060	39	12150	70140
4	KONKAN DIV.	7	7371	112	4310	48	1947	13628
5	AMRAVATI DIV.	36	25254	42	19632	18	5986	50872
6	PUNE DIV.	18	16142	8	6338	0	2002	24482
	<b>Total</b>	<b>295</b>	<b>138251</b>	<b>406</b>	<b>98913</b>	<b>204</b>	<b>33422</b>	<b>270586</b>

Sr. No.	District	1st Installment (Daily Achivement)	1st Installment Remaining	2nd Installment (Daily Achivement)	2nd Installment Remaining	3rd Installment (Daily Achivement)	3rd Installment Remaining	Total Remaining Installment
1	RAIGAD	7	1041	74	1860	25	890	3791
2	NASHIK	80	5138	17	2808	8	1235	9181
3	HINGOLI	50	3170	13	6565	14	1887	11622
4	YAVATMAL	13	5895	38	5806	13	1806	13507
5	DHULE	16	4109	20	2000	26	1504	7613
6	PALGHAR	0	3002	38	1182	23	719	4903
7	JALNA	7	3954	40	3271	7	1646	8871
8	NAGPUR	11	7463	23	5230	11	665	13358
9	BHANDARA	0	3226	39	2346	4	557	6129
10	GONDIA	35	9878	4	1468	3	496	11842
11	GADCHIROLI	5	3958	27	1886	8	1009	6853
12	JALGAON	4	10761	14	3723	11	1458	15942
13	NANDURBAR	1	3355	8	2702	18	875	6932
14	CHANDRAPUR	9	3948	11	11531	6	1908	17387
15	PUNE	18	748	8	1708	0	559	3015
16	NANDED	0	6383	12	5051	10	1489	12923
17	AKOLA	19	2936	0	6084	0	1331	10351
18	AURANGABAD	1	3581	8	2655	7	1398	7634
19	WARDHA	8	3896	4	2290	2	416	6602
20	AHMEDNAGAR	1	5822	4	2589	2	1214	9625
21	AMRAVATI	0	5361	4	3523	3	1149	10033
22	OSMANABAD	5	2769	0	4287	0	1281	8337
23	BULDHANA	4	2088	0	2015	0	997	5100
24	PARBHANI	1	2104	0	2709	1	940	5753
25	WASHIM	0	8974	0	2204	2	703	11881
26	BEED	0	3834	0	3112	0	2209	9155
27	KOLHAPUR	0	2333	0	2299	0	302	4934
28	LATUR	0	2135	0	2410	0	1300	5845
29	RATNAGIRI	0	2047	0	121	0	73	2241
30	SANGLI	0	2236	0	654	0	215	3105
31	SATARA	0	1452	0	496	0	426	2374
32	SINDHUDURG	0	498	0	47	0	16	561
33	SOLAPUR	0	9373	0	1181	0	500	11054
34	THANE	0	783	0	1100	0	249	2132
	<b>Total</b>	<b>295</b>	<b>138251</b>	<b>406</b>	<b>98913</b>	<b>204</b>	<b>33422</b>	<b>270586</b>

राज्य योजना: पहिला हप्ता प्रलंबीत

Sr. No.	Division	रमाई आवास योजना	शबरी आवास योजना	आदीम आवास योजना	पारधी आवास योजना	य.च.मु.व योजना	पुण्यश्लोक अहिल्यादेवी होळकर घरकुल योजना	मोदी आवास
1	KONKAN DIV.	166	3600	19	0	0	0	3586
2	PUNE DIV.	4738	289	7	15	4	75	11014
3	NASHIK DIV.	3336	8237	0	5	16	29	17562
4	AMRAVATI DIV.	4260	1438	112	17	287	35	19105
5	NAGPUR DIV.	5904	5926	63	2	475	0	19999
6	AURANGABAD DIV.	9416	1943	13	20	417	120	16001
	<b>Total</b>	<b>27820</b>	<b>21433</b>	<b>214</b>	<b>59</b>	<b>1199</b>	<b>259</b>	<b>87267</b>

Sr. No.	District	रमाई आवास योजना	शबरी आवास योजना	आदीम आवास योजना	पारधी आवास योजना	य.च.मु.व योजना	पुण्यश्लोक अहिल्यादेवी होळकर घरकुल योजना	मोदी आवास
1	SINDHUDURG	39	0	0	0	0	0	459
2	PUNE	140	277	7	14	0	0	310
3	THANE	22	237	9	0	0	0	515
4	RAIGAD	37	588	7	0	0	0	409
5	SATARA	45	0	0	0	1	0	1406
6	RATNAGIRI	66	0	0	0	0	0	1981
7	BULDHANA	226	326	0	0	0	0	1536
8	PARBHANI	150	295	0	0	46	88	1525
9	LATUR	659	15	0	0	29	31	1401
10	SANGLI	581	4	0	0	0	0	1651
11	KOLHAPUR	1385	1	0	0	2	75	870
12	OSMANABAD	1418	14	0	11	78	0	1248
13	AKOLA	1063	179	0	1	0	0	1693
14	PALGHAR	2	2775	3	0	0	0	222
15	HINGOLI	978	1013	0	0	0	0	1179
16	BHANDARA	418	74	0	0	74	0	2660
17	NANDURBAR	3	2592	0	0	0	0	760
18	AURANGABAD	1058	280	0	3	0	0	2240
19	BEED	1813	110	0	6	0	0	1905
20	WARDHA	676	1086	33	0	0	0	2101
21	CHANDRAPUR	1088	470	14	1	401	0	1974
22	JALNA	706	143	0	0	264	1	2840
23	GADCHIROLI	133	907	16	0	0	0	2902
24	DHULE	40	433	0	0	15	0	3621
25	NASHIK	75	2984	0	0	0	0	2079
26	AMRAVATI	1906	333	0	3	33	0	3086
27	AHMEDNAGAR	1426	61	0	2	1	0	4332
28	YAVATMAL	4	187	112	13	254	0	5325
29	NANDED	2634	73	13	0	0	0	3663
30	NAGPUR	2492	2660	0	1	0	0	2310
31	WASHIM	1061	413	0	0	0	35	7465
32	SOLAPUR	2587	7	0	1	1	0	6777
33	GONDIA	1097	729	0	0	0	0	8052
34	JALGAON	1792	2167	0	3	0	29	6770
	<b>Total</b>	<b>27820</b>	<b>21433</b>	<b>214</b>	<b>59</b>	<b>1199</b>	<b>259</b>	<b>87267</b>

मोदी आवास घरकुल योजना

Sr. N	Division	Target	Registered	Sanction	%	Remaining Sanction	1St Installment	Remaining 1St
1	PUNE DIV.	18306	13114	11014	60.2%	7292	0	11014
2	NAGPUR DIV.	54596	25909	19999	36.6%	34597	0	19999
3	NASHIK DIV.	53453	20121	17562	32.9%	35891	0	17562
4	KONKAN DIV.	13116	5468	3586	27.3%	9530	0	3586
5	AMRAVATI DIV.	81040	29401	19105	23.6%	61935	0	19105
6	AURANGABAD DIV.	79489	22904	16001	20.1%	63488	0	16001
	<b>Total</b>	<b>300000</b>	<b>116917</b>	<b>87267</b>	<b>29.1%</b>	<b>212733</b>	<b>0</b>	<b>87267</b>

Sr. N	District Name	Target	Registered	Sanction	%	Remaining Sanction	1St Installment	Remaining 1St
	<b>Grand Total</b>	<b>300000</b>	<b>116917</b>	<b>87267</b>	<b>29.1%</b>	<b>212733</b>	<b>0</b>	<b>87267</b>
1	AHMEDNAGAR	4356	4819	4332	99.4%	24	0	4332
2	SANGLI	1958	1798	1651	84.3%	307	0	1651
3	SATARA	1777	1578	1406	79.1%	371	0	1406
4	SOLAPUR	11019	7946	6777	61.5%	4242	0	6777
5	WASHIM	12455	9837	7465	59.9%	4990	0	7465
6	GONDIA	14429	8288	8052	55.8%	6377	0	8052
7	OSMANABAD	2274	1388	1248	54.9%	1026	0	1248
8	PALGHAR	458	232	222	48.5%	236	0	222
9	GADCHIROLI	6548	3009	2902	44.3%	3646	0	2902
10	KOLHAPUR	2031	1133	870	42.8%	1161	0	870
11	WARDHA	4965	2706	2101	42.3%	2864	0	2101
12	AURANGABAD	5812	6237	2240	38.5%	3572	0	2240
13	DHULE	9709	3854	3621	37.3%	6088	0	3621
14	HINGOLI	3354	1279	1179	35.2%	2175	0	1179
15	SINDHUDURG	1308	1087	459	35.1%	849	0	459
16	NAGPUR	6747	3971	2310	34.2%	4437	0	2310
17	JALNA	8496	3924	2840	33.4%	5656	0	2840
18	RATNAGIRI	6356	2805	1981	31.2%	4375	0	1981
19	NASHIK	6981	2245	2079	29.8%	4902	0	2079
20	NANDURBAR	2876	806	760	26.4%	2116	0	760
21	BHANDARA	11033	3147	2660	24.1%	8373	0	2660
22	AKOLA	7353	4311	1693	23.0%	5660	0	1693
23	JALGAON	29531	8397	6770	22.9%	22761	0	6770
24	LATUR	6318	1507	1401	22.2%	4917	0	1401
25	AMRAVATI	14178	5363	3086	21.8%	11092	0	3086
26	PUNE	1521	659	310	20.4%	1211	0	310
27	THANE	2538	550	515	20.3%	2023	0	515
28	CHANDRAPUR	10874	4788	1974	18.2%	8900	0	1974
29	YAVATMAL	29999	6554	5325	17.8%	24674	0	5325
30	RAIGAD	2456	794	409	16.7%	2047	0	409
31	NANDED	23598	3912	3663	15.5%	19935	0	3663
32	BEED	16041	2589	1905	11.9%	14136	0	1905
33	PARBHANI	13596	2068	1525	11.2%	12071	0	1525
34	BULDHANA	17055	3336	1536	9.0%	15519	0	1536
	<b>Grand Total</b>	<b>300000</b>	<b>116917</b>	<b>87267</b>	<b>29.1%</b>	<b>212733</b>	<b>0</b>	<b>87267</b>